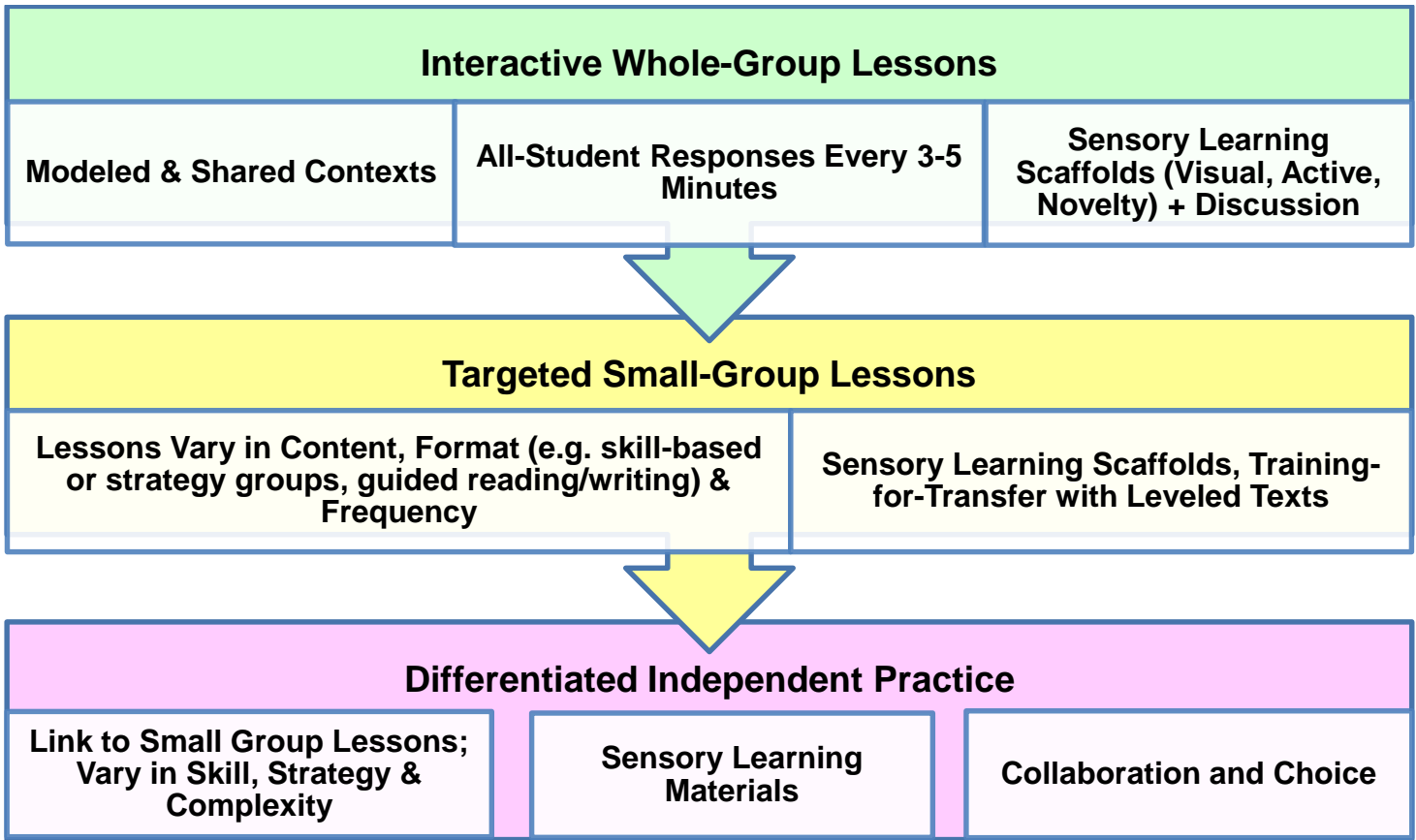


Differentiating Reading Instruction in K-1

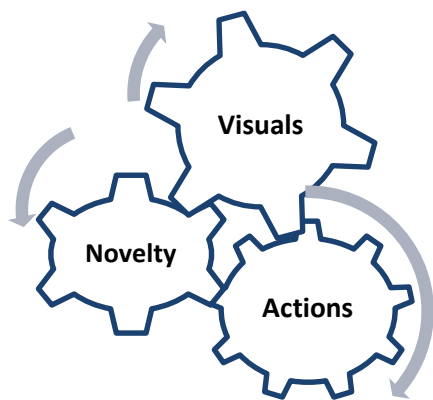
Presented by Margo Southall

www.margosouthall.com

BIG Picture: 3 Contexts for Differentiating Instruction



Apply Three Brain Rules for Sensory Learning to Design of Lessons & Centers

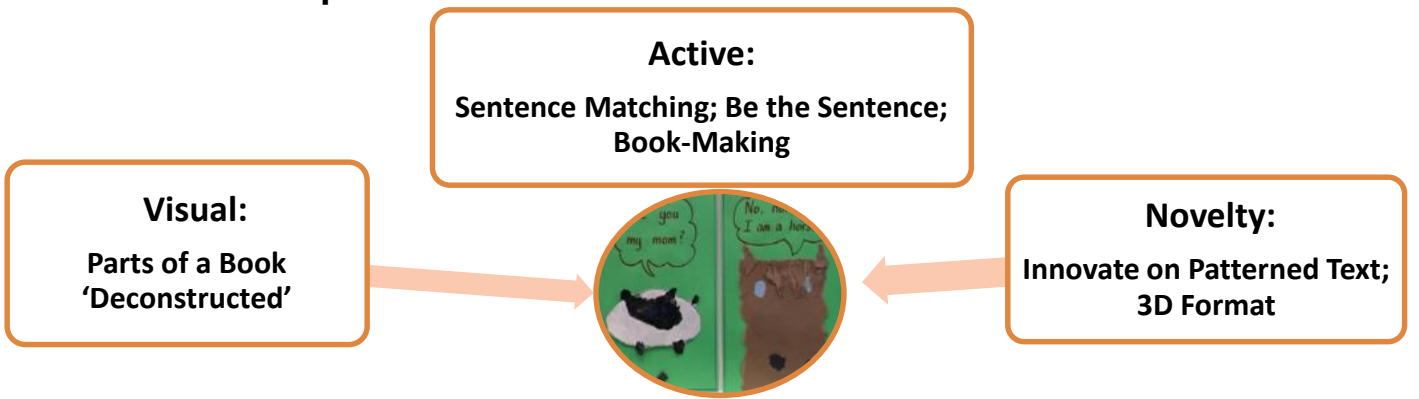


Learning Preferences Integrated in Center Activities

Visual	Peer
Auditory	Game
Tactile	Technology
Role-play	Choice
Active	

Teaching Point: Skill or Strategy	Inclusive Teaching Structure	Sensory Learning Scaffolds

Make Print Concepts Accessible with Wall Stories:



Incorporate Interactive Tools for Making Connections and Retelling:

Think-Pinch-Share with Picture-Cued Bookmarks:

- Students think about the connection they have to the reading, pinch the icon that reflects their thinking, then share with their thinking partner. Teachers plan 'pause and process' points in the read-aloud, model and support all-student responses.



Touch and Tell with the Retelling Ring:

- Copy retelling pictures for the story elements onto cardstock, cut apart, hole punch and string together with braided yarn or craft materials for bracelet making. Students manipulate each picture cue in sequence as they orally retell the story. (**Print from main page of my website** – click on photo of Center Kit to download sample pages)



Slide and Tell:

- Students move each picture card from left to right on their magnetic board as they describe the information for that story element. Cards have magnetic tape on the back.

Round-the-Table Retell:

- ✓ Use the picture cards to represent each of the story elements. In small group lessons, students participate in a round-the-table retell using the cards.
- ✓ Each student is given one card and is responsible for sharing that aspect of the text. They may prepare for this by sketching on their whiteboard, or the whiteboard small-group table top.

Strategy Puppets or Cards:

- Provide students in the group each with a puppet for the same strategy.
- Next, have students role-play different strategies, choosing from the puppets placed in the center of the table – the one that represents their strategic thinking at that point in the reading. Students hold the puppet as they share.



Sing the Spelling: Musical Sight Words

Two Letter Tune: Row, Row, Row your Boat

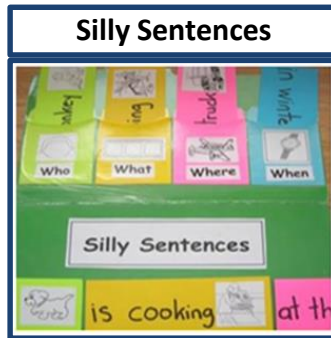





Three Letter Tune: Frere Jacques, This Old Man, Jingle Bells, Three Blind Mice

Four Letter Tune: Are You Sleeping, YMCA, Twinkle, Twinkle

Five Letter Tune: Bingo, You Are My Sunshine

Six Letter Tune: Happy Birthday, The Farmer in the Dell, Skip to My Lou

Center Tasks: Vary by Level of Challenge – Skill & Complexity



Resources:





Ready-to-Go Differentiated Literacy Centers Kit; Differentiated Small-Group Reading Lessons and Differentiating Reading Instruction for Success with Rtl by Margo Southall, Scholastic
www.iseeispellilearn.com (illustrated sight word cards); www.heidisongs.com (DVD)

© Margo Southall, 2016 www.margosouthall.com

Differentiated Literacy Centers Plan





Comprehension Center



Group 	Skill/Strategy 	Task and Challenge Level 	Sensory Learning Materials 




Word Study Center



Group 	Skill/Strategy 	Task and Challenge Level 	Sensory Learning Materials 

Writing Center



Group 	Skill/Strategy 	Task and Challenge Level 	Sensory Learning Materials 