

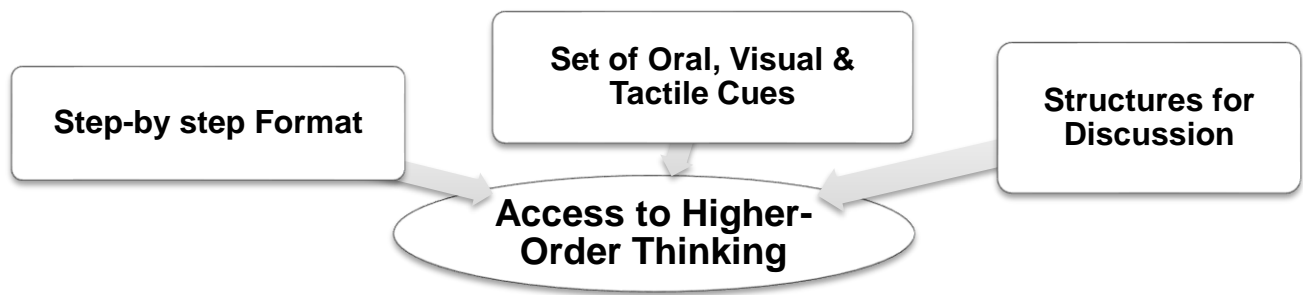
Deeper Comprehension with Literature: Make Higher-Order Thinking Skills Accessible for Struggling Readers

Presented by Margo Southall

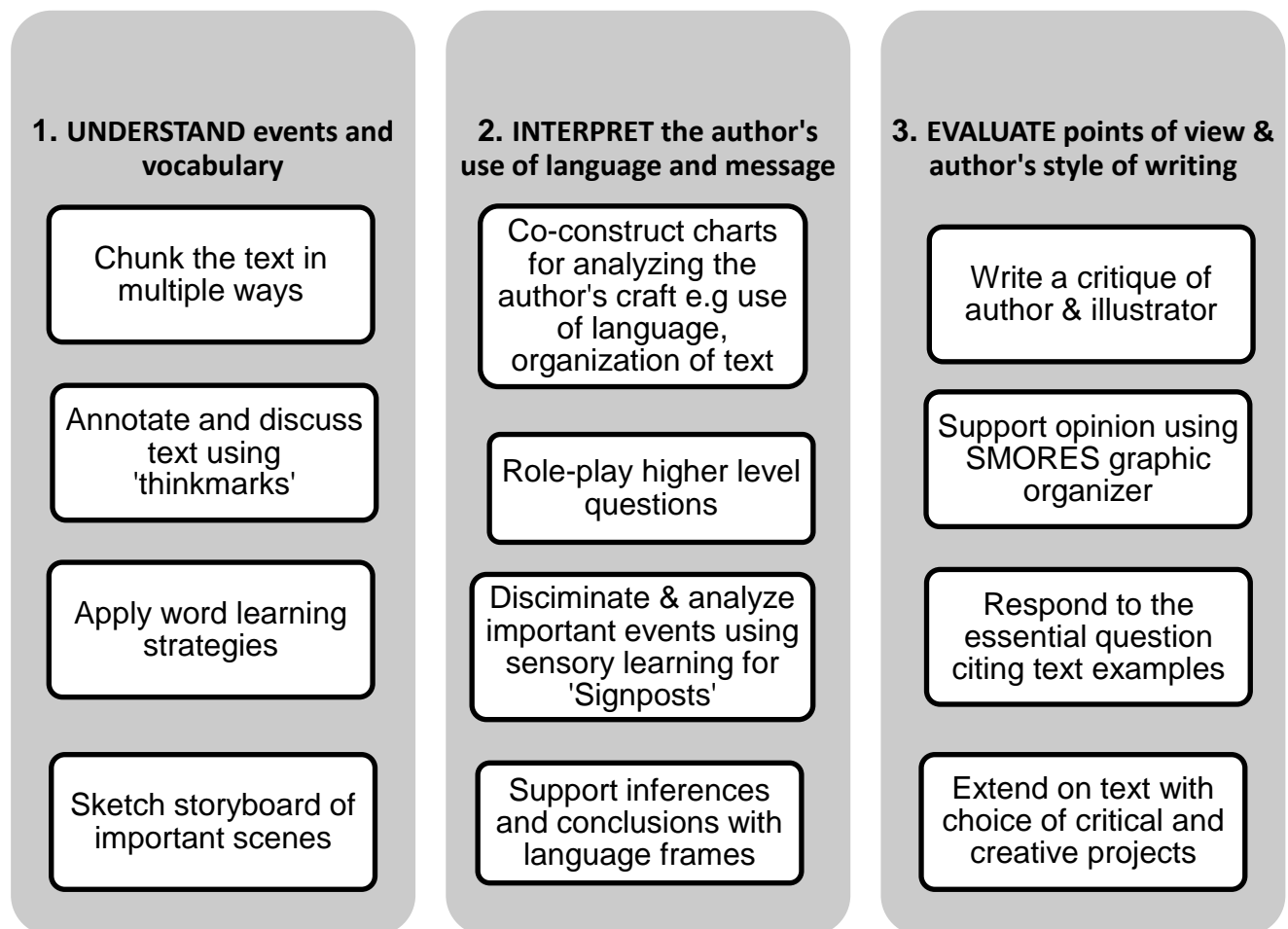
www.margosouthall.com

Three Components That Make a Difference to Lessons

(Hardiman, 2012; Klingner, 2007; Medina, 2014)



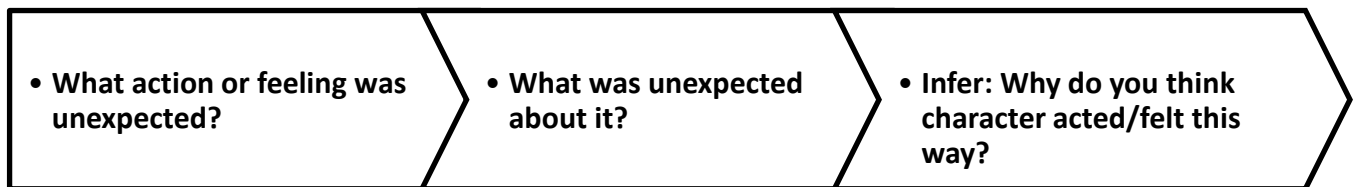
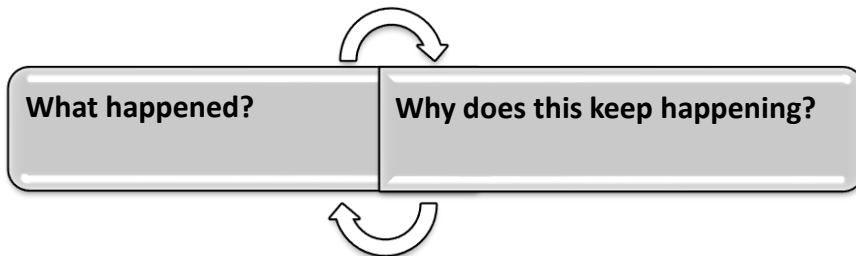
Step by Step Format with a Set of Cues and Structures for Discussion:



Discuss and Record Thinking About Important Moments in the Text

Picture-Cued Annotation Tools: (Southall, 2016)

Partner and Group Discussion Frames: (Beers & Probst, 2012)



Teaching Tips

- When teaching the signposts, think about starting with Again and Again, then Contrasts and Contradictions and progressing to Memory Moment. But do what makes sense with what is being taught.
- Consider presenting short video clips and having students identify the signposts.
- Provide students with bookmarks to remind them of the signs to look for as they read.
- Focus on how these help our understanding, not a scavenger hunt, but to be alert for significant moments in the text. Note: Other signposts include Tough Questions, Aha Moment and Words of the Wiser (Beers and Probst, 2012).

Resources:

Notice and Note by Kylene Beers and Robert Probst, 2012

<http://noticeandnote.ahsd25.wikispaces.net/Resources> (free posters for each one)

<https://www.pinterest.com/explore/notice-and-note>

Differentiating Reading Instruction for Success with RTI by Margo Southall, Scholastic (multisensory lessons, tools and reproducibles for teaching comprehension and fluency)

Margo Southall, 2018

www.margosouthall.com